

# 14 February 2009

UCLA Cycling Presents the



USA CYCLING

USCF Permit Pending



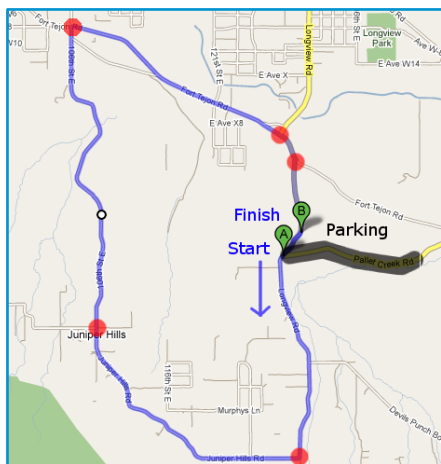
# Ucla Road Race



Category	Laps	Start Time	Field Limit	Distance	Prizes	Places	Entry Fee
Collegiate Men B	4	7:00 AM	70	49.6 mi	-	20	\$15
Collegiate Women A	4	7:05 AM	70	49.6 mi	-	20	\$15
Collegiate Men C/D	2	7:10 AM	60	24.8 mi	-	20	\$15
Collegiate Women B/C	2	7:15 AM	60	24.8 mi	-	20	\$15
USCF Women 3/4/35+	3	9:00 AM	75	37.2 mi	\$150*	3	\$30
USCF Men 4/5	2	9:15 AM	75	24.8 mi	\$150*	3	\$30
Collegiate Men A	5	10:05 AM	90	62.0 mi	-	20	\$15
USCF Women Pro 1/2/3	4	10:15 AM	90	49.6mi	\$300	10	\$30
USCF Men Pro 1/2	6	11:25 AM	90	74.4 mi	\$500	10	\$30
USCF Masters 35+/45+	4	1:00 PM	90	49.6 mi	\$250	10	\$30
USCF Men 3/4	4	1:30 PM	90	49.6 mi	\$200*	3	\$30



\*Merchandise

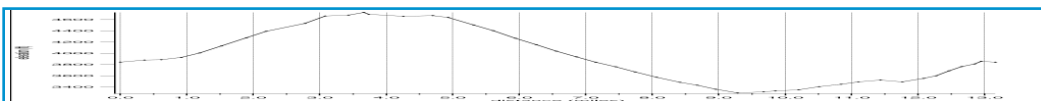


**Registration & Fees:** Opens at 6:00 am on race day at the Start/Finish area located on Pallet Creek. Registration closes 10 minutes before each race. Pre-entry must be received by 2/7/2009; \$5 late fee. Unattached fee: \$5 (except Men 5 & Women 4).

**Minors:** UCLA Recreation requires that all minors print, complete, and mail this form [http://www.studentgroups.ucla.edu/cycling/UCLA\\_Waiver.pdf](http://www.studentgroups.ucla.edu/cycling/UCLA_Waiver.pdf) to the address below. Form must be received at least three days prior to the event. Minors who fail to submit this form will **NOT BE ALLOWED TO RACE**. Parent/Guardian must be present. One day and annual USCF licenses will be available on race day. Rain or shine, no refunds. Held under USA Cycling Permit.

**Rules:** All 2009 USCF rules apply. Helmets mandatory while riding. Course closed to warm-up.

**Prizes:** \$1550 total payout. Prizes may be claimed with race number from the prize booth once each event's results become official.



**Course:** Clockwise 12.4 mile loop with 1500 feet of climbing per lap, sharp descent, uphill finish. Course is open to traffic. Centerline rule enforced. Please respect residents and traffic.

**Feeding:** All categories on right side of Longview only. No personal follow vehicles allowed per CHP. Wheels in, wheels out.

**Directions:** Pearblossom, east of Palmdale. From CA-14, take exit 30 for Pearblossom Hwy. Slight right at CA-138. Turn south on Longview, left on Fort Tejon (watch for racers), right again on Longview, left on Pallet Creek. Park off the road on the dirt. No parking on course.

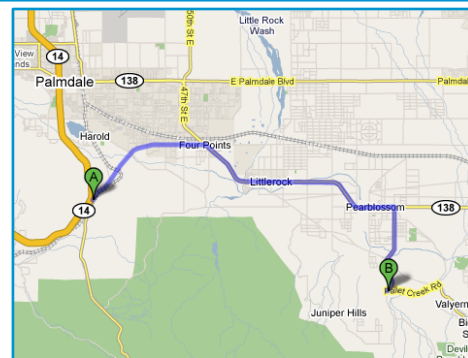
**Parking/registration** on Pallet Creek Road.

**On-line registration:** [www.active.com](http://www.active.com) or make checks payable to "UC Regents" and mail to:

UCLA Cycling Club  
C/O Competitive Sports Clubhouse  
2131 John Wooden Center  
Los Angeles, CA 90095-1612

Questions: Call Joe at (858) 922-4043 or [jtpatt@gmail.com](mailto:jtpatt@gmail.com).

<http://www.studentgroups.ucla.edu/cycling>



SIMPLY DESIGNED TO LAST. GUARANTEED.

# 15 February 2009

UCLA Cycling Presents the



USA CYCLING

USCF Permit Pending



# Ucla Time Trial



Setting the Pace.

## CurveMarketing.com



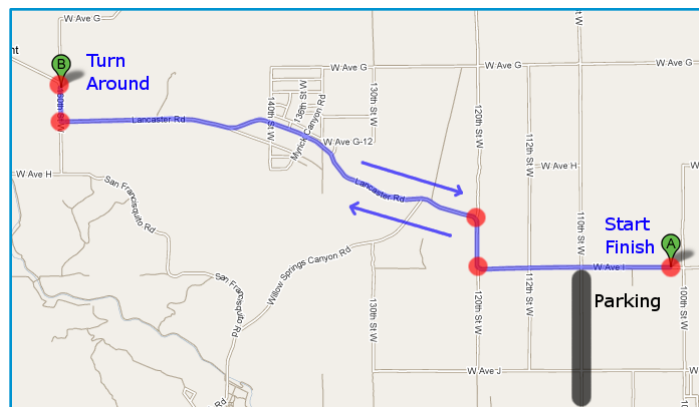
SPECIALIZED.

Team TT Category	Start Time	Entry Fee	Individual TT Category	Start Time	Entry Fee
Collegiate	9:00 AM	\$5/rider	Collegiate	12:00 AM	\$15
USCF Men 1/2	60 s intervals	\$10/rider	USCF Men 1/2	30 s intervals	\$20
USCF Men 3	60 s intervals	\$10/rider	USCF Men 3	30 s intervals	\$20
USCF Men 4	60 s intervals	\$10/rider	USCF Men 4	30 s intervals	\$20
USCF Men 5	60 s intervals	\$10/rider	USCF Men 5	30 s intervals	\$20
USCF Women 1/2	60 s intervals	\$10/rider	USCF Women 1/2	30 s intervals	\$20
USCF Women 3	60 s intervals	\$10/rider	USCF Women 3	30 s intervals	\$20
USCF Women 4	60 s intervals	\$10/rider	USCF Women 4	30 s intervals	\$20

**Registration & Fees:** Opens at 7:30 am on race day at the parking area located on 110<sup>th</sup>. Start times will be assigned at registration. Check-in, sign release and pick up race numbers minimum 1 hour prior to the start time of each event.

**Rules:** All 2009 USCF rules apply. Helmets are mandatory and shirts must cover shoulders. No farings allowed. No sleeveless jerseys. Maximum 4 riders per team for TTT. Please be at the start line staging area 3+ minutes before your scheduled start time.

**Course:** 20 km out and back along W Ave I and Lancaster Rd. Headwind on the way out, tailwind on the way back. Course is open to traffic. Occupy right-hand side of the lane only. Please respect residents and vehicles.



**Directions:** Lancaster. From CA-14, take exit 44 for Avenue I and head west. Turn left at 110<sup>th</sup> St W. Parking is along the road in the dirt.

**Parking:** on 110<sup>th</sup> St W.

**Registration:** Day-of only at the parking area.

**Minors:** UCLA Recreation requires that all minors mail this form [http://www.studentgroups.ucla.edu/cycling/UCLA\\_Waiver.pdf](http://www.studentgroups.ucla.edu/cycling/UCLA_Waiver.pdf) to the address below. Minors who fail to submit this form will **NOT BE ALLOWED TO RACE**. Parent/Guardian must be present. One day and annual USCF licenses will be available on race day. Rain or shine, no refunds. Held under USA Cycling Permit.

UCLA Cycling Club  
C/O Competitive Sports Clubhouse  
2131 John Wooden Center  
Los Angeles, CA 90095-1612

Questions: Call Joe at (858) 922-4043 or [jtpatt@gmail.com](mailto:jtpatt@gmail.com). <http://www.studentgroups.ucla.edu/cycling>



SIMPLY DESIGNED TO LAST. GUARANTEED™

